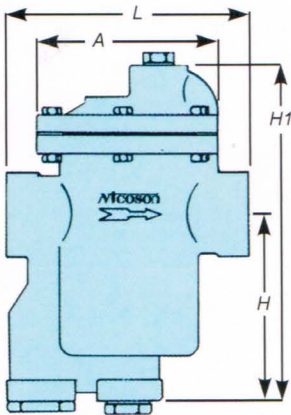


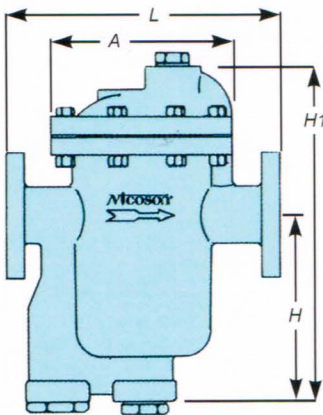
## NICOSON INVERTED BUCKET STEAM TRAP SPECIFICATION AND DIMENSIONS



### SCREWED TYPE

Trap Model	connection PT	L M/M	H	H1	A	Weight KG	M.O.P Kg/cm <sup>2</sup>
<b>B1</b>	1/2", 3/4", 1"	128	100	175	96	3.5	18
<b>B2</b>	3/4", 1"	166	133	228	144	7.2	18
<b>B3</b>	1"	198	173	296	178	13.5	18
<b>B4</b>	1-1/4", 1-1/2"	232	185	347	203	21	18

**NOTE :** Connection NPT are available



### FLANGED TYPE

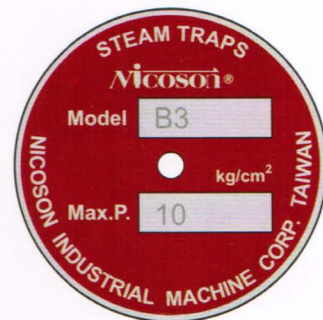
Trap Model	connection JIS 10K, RF	L M/M	H	H1	A	Weight KG	M.O.P Kg/cm <sup>2</sup>
<b>B1F</b>	1/2", 3/4", 1"	170	100	175	96	4.8, 5, 6	18
<b>B2F</b>	3/4", 1"	210	133	228	144	9, 10	18
<b>B3F</b>	1"	240	173	296	178	15	18
<b>B4F</b>	1-1/4", 1-1/2"	280	185	347	203	24, 25	18
<b>B5F</b>	1-1/2", 2"	300	223	388	230	31, 33.5	18
<b>B6F</b>	2"	350	260	446	273	45.5	18

**NOTE :** ANSI 150 LBS RF Flanged are available.

### List Of Materials, NICOSON Cast Iron Traps

Name of part	Material
Cap and Body	Tensile Cast Iron Fc 22
Valve Seat	Heat Treated Chrome Steel
Valve	Heat Treated Chrome Steel
Gasket	Compressed Asbestos
Lever	Stainless Steel SUS 304
Valve Retainer	Stainless Steel SUS 304
Bucket	Stainless Steel SUS 304
Integral Strainer	Stainless Steel SUS 304
Water hsmmer	Steel
Resister	

### NAME PLATE



Model : STEAM TRAP Model Number

Max.p. : THIS STEAM TRAP  
Max. OPERATING PRESSURE  
KG/CM<sup>2</sup>

## NICOSON INVERTED BUCKET TRAPS CAPACITY TABLE

Trap Model	Trap Max. Operating Pressure kg/cm <sup>2</sup>	CAPACITY IN KG/HR AT INLET DIFFERENTIAL PRESSURE kg/cm <sup>2</sup>										
		1	2	3	5	6	8	10	12	14	18	
B1, B1F	3	350	480	510								
	5	240	330	380	450							
	10	180	240	290	350	370	400	400				
	14	120	170	210	270	290	330	330	380	400		
	18	100	140	170	210	230	270	270	310	330	350	
B2, B2F	3	730	950	1,200								
	5	520	720	920	1,100							
	10	370	500	600	780	820	950	1,200				
	14	230	320	390	490	550	630	700	750	850		
	18	100	200	280	380	400	480	550	600	650	730	
B3, B3F	3	1,450	1,800	1,980								
	5	1,300	1,600	1,900	2,200							
	10	800	950	1,350	1,650	1,800	2,100	2,300				
	14	100	800	1,000	1,300	1,450	1,680	1,850	1,950	2,200		
	18	500	700	950	1,200	1,300	1,500	1,600	1,700	1,800	1,900	
B4, B4F	3	2,800	3,200	3,600								
	5	1,900	2,300	3,100	3,600							
	10	1,500	1,800	2,400	3,000	3,100	3,400	3,650				
	14	1,300	1,600	1,800	2,400	2,600	3,000	3,300	3,400	3,500		
	18	900	1,000	1,600	1,800	2,150	2,450	2,600	2,800	3,300	3,100	
B5F	3	3,500	4,800	6,000								
	5	3,000	3,500	4,800	5,900							
	10	1,800	2,400	3,100	4,400	4,500	5,300	5,300	5,600			
	14	1,800	2,500	3,000	3,500	3,800	4,300	4,800	5,100	5,400		
	18	1,500	2,000	2,500	3,000	3,300	3,700	4,100	4,400	4,800	5,100	
B6F	3	8,000	9,500	10,000								
	5	6,500	8,000	8,800	10,000							
	10	4,000	5,000	6,500	8,000	8,500	9,300	9,600				
	14	3,500	4,500	5,500	7,000	7,500	8,300	9,000	9,200	9,400		
	18	2,500	4,000	4,800	6,000	6,500	7,500	8,300	8,500	8,900	9,100	

Inverted bucket steam trap selection using NICOSON CAPACITY TABLE is easy, when you know the Condensate load, Safety factor and Pressure differential.

EXAMPLE;

Given :

1. Steam supply — 8 kg/cm<sup>2</sup>
2. Condensate load — 600 kg/hr
3. Safety factor — 3

Time 3 to 600 = 1,800 kg/hr

Enter Table on Max. Operating pressure 10 kg/cm<sup>2</sup> row at 8 kg/cm<sup>2</sup> Inlet differential pressure.

We find Trap Model B3, Max. Operating Pressure 10 kg/cm<sup>2</sup> type, Capacity is 2,100 kg/hr. Can handle that jobs.